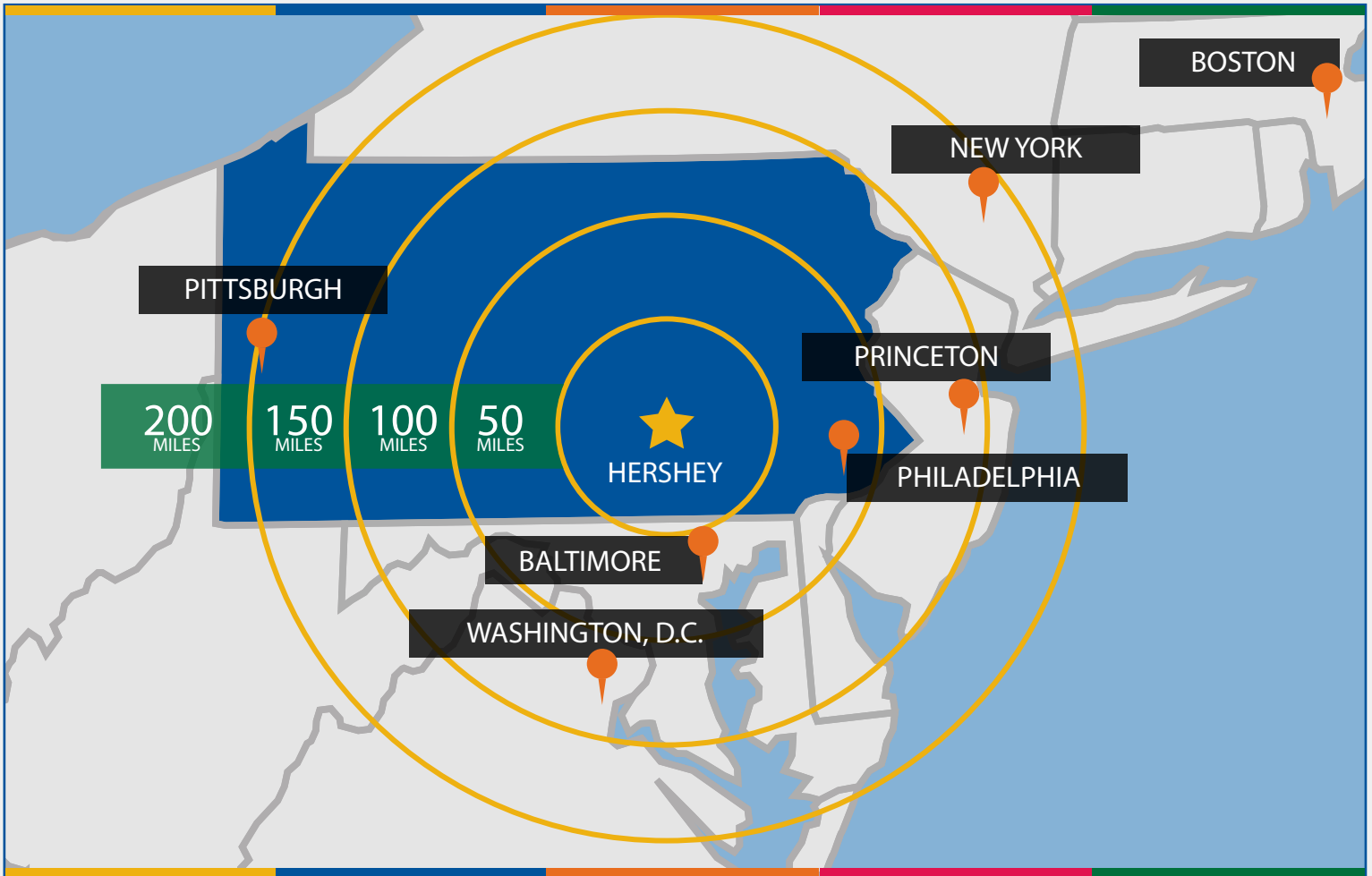




A Mixed-Use **Knowledge Community**
with **rich amenities, incentives, services,**
and **flexible facilities** options.



*Domestic or International, Early Stage, Emerging, or Mature:
Locate a business here and watch it accelerate!*



PHILADELPHIA
Population of **1.5M**



WASHINGTON, D.C.
Population of **618K**



NEW YORK CITY
Population of **8.2M**



BOSTON
Population of **625K**



BALTIMORE
Population of **620K**



PITTSBURGH
Population of **307K**




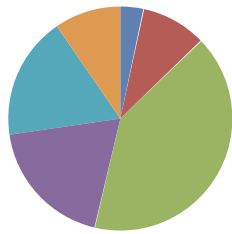
PRINCETON
Population of **16K**

**Contact HCAR for More Information
or to Schedule a Tour Today!**

A strategic location offering convenience, access, affordability and growth potential.

Skilled Regional Workforce

81%
college or advanced degrees



Diverse Space



Office



Dental Office



Medical Office



Lab Space



Retail



Light Manufacturing

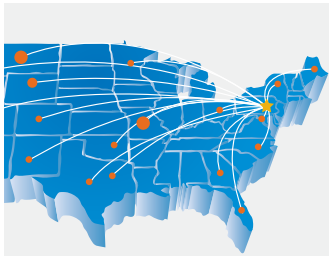


Assembly



Academic

Easy Access Via HIA* and Amtrak



100 Daily Flights
15 Non-stop Destinations
7 Airlines

*From Harrisburg International Airport (HIA)

A Thriving Economy

293,400 Total regional workforce*

\$55,823 Median regional income*

9th Region for highest-paying jobs in U.S.

7th Best recession-proof region

5th Best metro area for new facilities

*Data as of July 2012



Top Commissions Paid
Well-educated Workforce
High Quality of Life
Room for Growth-165 Acres
Financial Incentive Packages



Low Cost of Living
Low Congestion & Crime
Low Taxes & Limitations

www.hersheyresearch.com